



Location: CMA1b - Oil St Community Liaison Centre

Report on 24-hour TSP monitoring

Action Level ($\mu\text{g}/\text{m}^3$) - 176.7

Limit Level ($\mu\text{g}/\text{m}^3$) - 260

Date	Sampling Time	Weather Condition	Filter paper no.	Filter Weight, g		Elapse Time, hr		Sampling Time, hr	Flow Rate, m^3/min			Total Volume, m^3	TSP Level, $\mu\text{g}/\text{m}^3$
				Initial	Final	Initial	Final		Initial, Q_{si}	Final, Q_{sf}	Average		
26-Jan-13	8:00	Cloudy	004407	2.7089	2.9614	2275.15	2299.15	24.00	1.18	1.18	1.18	1584	159
1-Feb-13	8:00	Cloudy	004424	2.6980	2.8702	2302.15	2326.15	24.00	1.17	1.17	1.17	1685	102
4-Feb-13	8:00	Cloudy	004396	2.7198	2.8560	2329.15	2353.15	24.00	1.04	1.04	1.04	1498	91
8-Feb-13	8:00	Cloudy	004535	2.6713	2.7459	2356.15	2380.15	24.00	1.07	1.07	1.07	1543	48
14-Feb-13	8:00	Fine	004353	2.7265	2.8529	2383.15	2407.15	24.00	1.18	1.06	1.12	1617	78
20-Feb-13	8:00	Cloudy	004243	2.6802	2.8269	2410.16	2434.16	24.00	1.18	1.16	1.17	1684	87
26-Feb-13	8:00	Cloudy	003423	2.8188	3.0448	2437.16	2461.15	23.99	1.11	1.13	1.12	1611	140

Report on 1-hour TSP monitoring

Action Level ($\mu\text{g}/\text{m}^3$) - 320.1

Limit Level ($\mu\text{g}/\text{m}^3$) - 500

Date	Sampling Time	Weather Condition	Filter paper no.	Filter Weight, g		Elapse Time, hr		Sampling Time, hr	Flow Rate, m^3/min			Total Volume, m^3	TSP Level, $\mu\text{g}/\text{m}^3$
				Initial	Final	Initial	Final		Initial, Q_{si}	Final, Q_{sf}	Average		
28-Jan-13	8:03	Fine	004430	2.7088	2.7282	2299.15	2300.15	1.00	1.27	1.20	1.24	74	261
28-Jan-13	9:06	Fine	003434	2.8306	2.8476	2300.15	2301.15	1.00	1.27	1.16	1.22	73	233
28-Jan-13	10:10	Fine	004340	2.7219	2.7376	2301.15	2302.15	1.00	1.14	1.07	1.10	66	237
2-Feb-13	8:15	Cloudy	004568	2.7075	2.7182	2326.15	2327.15	1.00	1.13	1.13	1.13	68	158
2-Feb-13	9:20	Cloudy	004569	2.6976	2.7067	2327.15	2328.15	1.00	1.13	1.13	1.13	68	134
2-Feb-13	10:40	Cloudy	004173	2.7365	2.7483	2328.15	2329.15	1.00	1.13	1.13	1.13	68	174
5-Feb-13	8:45	Fine	004549	2.6676	2.6754	2353.14	2354.14	1.00	1.00	0.95	0.98	59	133
5-Feb-13	9:50	Fine	004560	2.6612	2.6730	2354.14	2355.14	1.00	1.17	1.17	1.17	70	167
5-Feb-13	10:52	Fine	004538	2.6630	2.6737	2355.14	2356.14	1.00	1.13	1.13	1.13	68	158
9-Feb-13	9:21	Fine	004531	2.6763	2.6808	2380.15	2381.15	1.00	1.14	1.14	1.14	69	66
9-Feb-13	10:24	Fine	004347	2.7005	2.7036	2381.15	2382.15	1.00	1.07	1.07	1.07	64	48
9-Feb-13	13:00	Fine	004351	2.7259	2.7315	2382.15	2383.15	1.00	1.24	1.24	1.24	74	75
15-Feb-13	8:34	Cloudy	004435	2.7086	2.7186	2407.15	2408.15	1.00	1.22	1.18	1.20	72	139
15-Feb-13	9:37	Cloudy	004438	2.7187	2.7284	2408.15	2409.15	1.00	1.04	1.00	1.02	61	159
15-Feb-13	13:00	Cloudy	004441	2.6792	2.6874	2409.15	2410.15	1.00	1.00	1.00	1.00	60	137
21-Feb-13	8:20	Cloudy	003436	2.8000	2.8098	2434.16	2435.16	1.00	1.20	1.18	1.19	72	137
21-Feb-13	9:23	Cloudy	004512	2.6996	2.7086	2435.16	2436.16	1.00	1.11	1.11	1.11	67	135
21-Feb-13	13:00	Cloudy	003424	2.8116	2.8301	2436.16	2437.16	1.00	1.11	1.13	1.12	67	275
27-Feb-13	8:10	Cloudy	004503	2.6962	2.7110	2461.15	2462.15	1.00	1.11	1.11	1.11	66	223
27-Feb-13	9:23	Cloudy	004504	2.6840	2.7025	2462.15	2463.15	1.00	1.11	1.11	1.11	66	278
27-Feb-13	10:40	Cloudy	002923	2.7830	2.7934	2463.15	2464.15	1.00	1.11	1.11	1.11	66	156

Location: CMA2a - Causeway Bay Community Centre

Report on 24-hour TSP monitoring
Action Level ($\mu\text{g}/\text{m}^3$) - 169.5
Limit Level ($\mu\text{g}/\text{m}^3$) - 260

Date	Sampling Time	Weather Condition	Filter paper no.	Filter Weight, g		Elapse Time, hr		Sampling Time, hr	Flow Rate, m^3/min			Total Volume, m^3	TSP Level, $\mu\text{g}/\text{m}^3$
				Initial	Final	Initial	Final		Initial, Q_{si}	Final, Q_{sf}	Average		
26-Jan-13	8:00	Cloudy	004406	2.7151	3.0115	12038.59	12062.59	24.00	1.44	1.45	1.45	2059	144
1-Feb-13	8:00	Cloudy	004233	2.7229	2.9020	12065.59	12089.59	24.00	1.42	1.42	1.42	2045	88
4-Feb-13	8:00	Cloudy	004398	2.7073	2.9955	12092.58	12116.58	24.00	1.44	1.44	1.44	2074	139
8-Feb-13	8:00	Cloudy	004536	2.6823	2.7690	12119.58	12143.58	24.00	1.45	1.46	1.46	2097	41
14-Feb-13	8:00	Fine	004352	2.7286	2.8417	12146.59	12170.59	24.00	1.41	1.41	1.41	2026	56
20-Feb-13	8:00	Cloudy	004242	2.6720	2.9130	12173.59	12197.59	24.00	1.41	1.43	1.42	2042	118
26-Feb-13	8:00	Cloudy	003422	2.8070	3.1520	12200.59	12224.59	24.00	1.43	1.42	1.42	2050	168

Report on 1-hour TSP monitoring
Action Level ($\mu\text{g}/\text{m}^3$) - 323.4
Limit Level ($\mu\text{g}/\text{m}^3$) - 500

Date	Sampling Time	Weather Condition	Filter paper no.	Filter Weight, g		Elapse Time, hr		Sampling Time, hr	Flow Rate, m^3/min			Total Volume, m^3	TSP Level, $\mu\text{g}/\text{m}^3$
				Initial	Final	Initial	Final		Initial, Q_{si}	Final, Q_{sf}	Average		
28-Jan-13	8:04	Fine	003433	2.8016	2.8177	12062.59	12063.59	1.00	1.51	1.49	1.50	90	179
28-Jan-13	9:15	Fine	003432	2.8154	2.8324	12063.59	12064.59	1.00	1.49	1.51	1.50	90	189
28-Jan-13	10:30	Fine	004411	2.7027	2.7208	12064.59	12065.59	1.00	1.53	1.53	1.53	92	197
2-Feb-13	8:05	Cloudy	004190	2.7463	2.7618	12089.59	12090.59	1.00	1.42	1.42	1.42	85	182
2-Feb-13	9:10	Cloudy	004172	2.7438	2.7587	12090.59	12091.59	1.00	1.40	1.40	1.40	84	178
2-Feb-13	10:18	Cloudy	004570	2.6881	2.7068	12091.59	12092.59	1.00	1.44	1.44	1.44	86	217
5-Feb-13	8:32	Fine	004550	2.6794	2.6941	12116.58	12117.58	1.00	1.46	1.46	1.46	88	168
5-Feb-13	9:42	Fine	004547	2.6642	2.6790	12117.58	12118.58	1.00	1.46	1.46	1.46	88	169
5-Feb-13	10:46	Fine	004539	2.6674	2.6800	12118.58	12119.58	1.00	1.46	1.46	1.46	88	144
9-Feb-13	9:10	Fine	004532	2.6768	2.6824	12143.58	12144.58	1.00	1.38	1.44	1.41	84	66
9-Feb-13	10:13	Fine	004346	2.7378	2.7417	12144.58	12145.59	1.01	1.50	1.50	1.50	91	43
9-Feb-13	13:00	Fine	004350	2.7193	2.7243	12145.59	12146.59	1.00	1.46	1.46	1.46	88	57
15-Feb-13	8:23	Cloudy	004434	2.6972	2.7062	12170.59	12171.59	1.00	1.43	1.43	1.43	86	105
15-Feb-13	9:28	Cloudy	004437	2.6991	2.7072	12171.59	12172.59	1.00	1.43	1.43	1.43	86	95
15-Feb-13	13:00	Cloudy	004440	2.6953	2.7134	12172.59	12173.59	1.00	1.43	1.43	1.43	86	212
21-Feb-13	8:04	Cloudy	004360	2.7321	2.7458	12197.59	12198.59	1.00	1.43	1.41	1.42	85	161
21-Feb-13	9:07	Cloudy	004371	2.6856	2.7001	12198.59	12199.59	1.00	1.41	1.41	1.41	84	172
21-Feb-13	10:13	Cloudy	003425	2.7937	2.8061	12199.59	12200.59	1.00	1.43	1.43	1.43	86	145
27-Feb-13	8:03	Cloudy	004953	2.7781	2.7999	12224.59	12225.59	1.00	1.36	1.36	1.36	82	267
27-Feb-13	9:10	Cloudy	004505	2.6854	2.7082	12225.59	12226.59	1.00	1.36	1.36	1.36	82	279
27-Feb-13	10:20	Cloudy	004229	2.6975	2.7157	12226.59	12227.59	1.00	1.36	1.36	1.36	82	223



Location: CMA3a - CWB PRE Site Office Area

Report on 24-hour TSP monitoring
Action Level ($\mu\text{g}/\text{m}^3$) - 171
Limit Level ($\mu\text{g}/\text{m}^3$) - 260

Date	Sampling Time	Weather Condition	Filter paper no.	Filter Weight, g		Elapse Time, hr		Sampling Time, hr	Flow Rate, m^3/min			Total Volume, m^3	TSP Level, $\mu\text{g}/\text{m}^3$
				Initial	Final	Initial	Final		Initial, Q_{si}	Final, Q_{sf}	Average		
28-Jan-13	16:00	Fine	004232	2.7048	3.0331	12795.92	12819.92	24.00	1.51	1.60	1.55	2390	137
1-Feb-13	8:00	Cloudy	004419	2.7107	3.0400	12819.92	12843.92	24.00	1.54	1.57	1.56	2246	147
4-Feb-13	8:00	Cloudy	004412	2.6973	3.0200	12846.92	12870.92	24.00	1.59	1.59	1.59	2290	141
8-Feb-13	8:00	Cloudy	004545	2.6464	2.7800	12873.92	12897.92	24.00	1.47	1.48	1.47	2121	63
14-Feb-13	8:00	Fine	004432	2.7123	2.9113	12900.93	12924.93	24.00	1.56	1.55	1.55	2239	89
20-Feb-13	8:00	Cloudy	004241	2.6938	3.0540	12927.93	12951.93	24.00	1.56	1.56	1.56	2241	161
26-Feb-13	8:00	Cloudy	004456	2.6948	3.0717	12954.93	12978.93	24.00	1.55	1.55	1.55	2232	169

*Due to lack of electricity supply, the 24hr-TSP monitoring was rescheduled from 26 Jan 2013 to 28 Jan 2013.

Report on 1-hour TSP monitoring
Action Level ($\mu\text{g}/\text{m}^3$) - 311.3
Limit Level ($\mu\text{g}/\text{m}^3$) - 500

Date	Sampling Time	Weather Condition	Filter paper no.	Filter Weight, g		Elapse Time, hr		Sampling Time, hr	Flow Rate, m^3/min			Total Volume, m^3	TSP Level, $\mu\text{g}/\text{m}^3$
				Initial	Final	Initial	Final		Initial, Q_{si}	Final, Q_{sf}	Average		
28-Jan-13	8:25	Fine	004563	2.6956	2.7230	12791.92	12792.92	1.00	1.55	1.55	1.55	93	294
28-Jan-13	9:30	Fine	004238	2.7073	2.7307	12792.92	12793.92	1.00	1.60	1.60	1.60	96	244
28-Jan-13	14:20	Fine	004423	2.6997	2.7248	12793.92	12794.92	1.00	1.60	1.60	1.60	96	262
2-Feb-13	8:20	Cloudy	004418	2.7187	2.7360	12843.92	12844.92	1.00	1.59	1.59	1.59	95	181
2-Feb-13	9:26	Cloudy	004416	2.7255	2.7422	12844.92	12845.92	1.00	1.54	1.54	1.54	93	180
2-Feb-13	10:30	Cloudy	004414	2.6925	2.7098	12845.92	12846.92	1.00	1.54	1.54	1.54	93	187
5-Feb-13	8:07	Fine	004557	2.6659	2.6921	12870.92	12871.92	1.00	1.45	1.45	1.45	87	301
5-Feb-13	9:10	Fine	004555	2.6731	2.6963	12871.92	12872.92	1.00	1.45	1.45	1.45	87	266
5-Feb-13	10:20	Fine	004553	2.6940	2.7144	12872.92	12873.92	1.00	1.45	1.45	1.45	87	234
9-Feb-13	8:45	Fine	004533	2.6898	2.6958	12897.92	12898.92	1.00	1.57	1.57	1.57	94	64
9-Feb-13	9:55	Fine	004345	2.7236	2.7310	12898.92	12899.92	1.00	1.57	1.57	1.57	94	79
9-Feb-13	10:58	Fine	004349	2.7239	2.7286	12899.92	12900.92	1.00	1.57	1.57	1.57	94	50
15-Feb-13	13:00	Cloudy	004443	2.6875	2.7123	12924.93	12925.93	1.00	1.51	1.51	1.51	90	274
15-Feb-13	14:13	Cloudy	004446	2.6954	2.7153	12925.93	12926.93	1.00	1.51	1.51	1.51	90	220
15-Feb-13	15:16	Cloudy	004448	2.7170	2.7415	12926.93	12927.93	1.00	1.51	1.51	1.51	90	271
21-Feb-13	8:17	Cloudy	004449	2.6892	2.7083	12951.93	12952.93	1.00	1.56	1.56	1.56	93	205
21-Feb-13	9:21	Cloudy	004450	2.7007	2.7244	12952.93	12953.93	1.00	1.56	1.56	1.56	93	254
21-Feb-13	10:25	Cloudy	004453	2.7199	2.7338	12953.93	12954.93	1.00	1.56	1.56	1.56	93	149
27-Feb-13	9:41	Cloudy	002899	2.7663	2.7886	12978.93	12979.93	1.00	1.53	1.53	1.53	92	243
27-Feb-13	10:54	Cloudy	002897	2.7741	2.7982	12979.93	12980.93	1.00	1.51	1.50	1.50	90	267
27-Feb-13	13:00	Cloudy	002895	2.8024	2.8185	12980.93	12981.93	1.00	1.51	1.50	1.50	90	178



Location: CMA4a - SPCA

Report on 24-hour TSP monitoring

Action Level ($\mu\text{g}/\text{m}^3$) - 171.2
Limit Level ($\mu\text{g}/\text{m}^3$) - 260

Date	Sampling Time	Weather Condition	Filter paper no.	Filter Weight, g		Elapse Time, hr		Sampling Time, hr	Flow Rate, m^3/min			Total Volume, m^3	TSP Level, $\mu\text{g}/\text{m}^3$
				Initial	Final	Initial	Final		Initial, Q_{si}	Final, Q_{sf}	Average		
26-Jan-13	8:00	Cloudy	004562	2.6894	2.8409	16188.32	16212.32	24.00	1.15	1.00	1.07	1872	81
1-Feb-13	8:00	Cloudy	004234	2.7004	2.8682	16215.32	16239.32	24.00	1.28	1.28	1.28	1843	91
4-Feb-13	8:00	Cloudy	004552	2.6821	2.9558	16242.32	16266.32	24.00	1.33	1.32	1.32	1901	144
8-Feb-13	8:00	Cloudy	004546	2.6643	2.7563	16269.32	16293.32	24.00	1.43	1.44	1.44	2069	44
14-Feb-13	8:00	Fine	004431	2.7265	2.8608	16296.33	16320.33	24.00	1.35	1.34	1.35	1938	69
20-Feb-13	8:00	Cloudy	004240	2.7030	2.9618	16323.33	16347.33	24.00	1.37	1.37	1.37	1970	131
26-Feb-13	8:00	Cloudy	004455	2.7157	3.0426	16350.33	16374.33	24.00	1.34	1.34	1.34	1932	169

Report on 1-hour TSP monitoring

Action Level ($\mu\text{g}/\text{m}^3$) - 312.5
Limit Level ($\mu\text{g}/\text{m}^3$) - 500

Date	Sampling Time	Weather Condition	Filter paper no.	Filter Weight, g		Elapse Time, hr		Sampling Time, hr	Flow Rate, m^3/min			Total Volume, m^3	TSP Level, $\mu\text{g}/\text{m}^3$
				Initial	Final	Initial	Final		Initial, Q_{si}	Final, Q_{sf}	Average		
28-Jan-13	8:37	Fine	004239	2.6955	2.7097	16212.32	16213.32	1.00	1.35	1.35	1.35	81	175
28-Jan-13	9:42	Fine	004237	2.6929	2.7081	16213.32	16214.32	1.00	1.29	1.29	1.29	77	197
28-Jan-13	10:45	Fine	004235	2.7106	2.7258	16214.32	16215.32	1.00	1.35	1.35	1.35	81	187
2-Feb-13	8:38	Cloudy	004417	2.7370	2.7477	16239.32	16240.32	1.00	1.30	1.30	1.30	78	137
2-Feb-13	9:43	Cloudy	004415	2.7182	2.7306	16240.32	16241.32	1.00	1.30	1.30	1.30	78	159
2-Feb-13	10:47	Cloudy	004413	2.6880	2.6994	16241.32	16242.32	1.00	1.30	1.30	1.30	78	146
5-Feb-13	8:03	Fine	004558	2.6807	2.6948	16266.32	16267.32	1.00	1.32	1.32	1.32	79	178
5-Feb-13	9:05	Fine	004556	2.6501	2.6620	16267.32	16268.32	1.00	1.32	1.32	1.32	79	150
5-Feb-13	10:09	Fine	004554	2.6896	2.7043	16268.32	16269.32	1.00	1.32	1.32	1.32	79	185
9-Feb-13	8:30	Fine	004534	2.6668	2.6698	16293.32	16294.32	1.00	1.42	1.42	1.42	85	35
9-Feb-13	9:43	Fine	004530	2.6956	2.6976	16294.32	16295.32	1.00	1.42	1.42	1.42	85	23
9-Feb-13	10:50	Fine	004348	2.7335	2.7410	16295.32	16296.32	1.00	1.38	1.38	1.38	83	91
15-Feb-13	13:00	Cloudy	004444	2.6963	2.7157	16320.33	16321.33	1.00	1.34	1.34	1.34	81	241
15-Feb-13	14:10	Cloudy	004445	2.6909	2.7138	16321.33	16322.33	1.00	1.34	1.34	1.34	81	284
15-Feb-13	15:12	Cloudy	004447	2.6907	2.7106	16322.33	16323.33	1.00	1.34	1.34	1.34	81	247
21-Feb-13	8:29	Cloudy	004451	2.7070	2.7227	16347.33	16348.33	1.00	1.35	1.35	1.35	81	194
21-Feb-13	9:34	Cloudy	004452	2.7051	2.7222	16348.33	16349.33	1.00	1.35	1.35	1.35	81	212
21-Feb-13	10:37	Cloudy	004454	2.7143	2.7299	16349.33	16350.33	1.00	1.35	1.35	1.35	81	193
27-Feb-13	9:35	Cloudy	002921	2.7739	2.7848	16374.33	16375.33	1.00	1.26	1.26	1.26	76	144
27-Feb-13	10:40	Cloudy	002898	2.7796	2.7919	16375.33	16376.33	1.00	1.30	1.30	1.30	78	158
27-Feb-13	13:00	Cloudy	002896	2.8050	2.8181	16376.33	16377.33	1.00	1.26	1.26	1.26	76	173



Location: CMA5a - Children Garden opposite to Pedestrian Plaza

Report on 24-hour TSP monitoring

Action Level ($\mu\text{g}/\text{m}^3$) - 181
Limit Level ($\mu\text{g}/\text{m}^3$) - 260

Date	Sampling Time	Weather Condition	Filter paper no.	Filter Weight, g		Elapse Time, hr		Sampling Time, hr	Flow Rate, m^3/min			Total Volume, m^3	TSP Level, $\mu\text{g}/\text{m}^3$
				Initial	Final	Initial	Final		Initial, Q_{si}	Final, Q_{sf}	Average		
26-Jan-13	8:00	Cloudy	004410	2.7047	2.9937	17181.72	17205.72	24.00	1.50	1.51	1.51	2088	138
1-Feb-13	8:00	Cloudy	004393	2.6958	2.9030	17208.73	17232.73	24.00	1.31	1.31	1.31	1886	110
4-Feb-13	8:00	Cloudy	004519	2.6788	2.9501	17235.73	17259.73	24.00	1.31	1.31	1.31	1886	144
8-Feb-13	8:00	Cloudy	004356	2.7375	2.8458	17262.75	17286.75	24.00	1.45	1.45	1.45	2091	52
14-Feb-13	8:00	Fine	004176	2.7308	2.8648	17289.75	17313.75	24.00	1.35	1.35	1.35	1945	69
20-Feb-13	8:00	Cloudy	004529	2.6607	2.8884	17316.76	17340.76	24.00	1.35	1.35	1.35	1947	117
27-Feb-13	8:00	Cloudy	004486	2.7065	2.9733	17352.55	17376.55	24.00	1.25	1.26	1.26	1808	148

* Due to lack of electricity supply, 24hr-TSP monitoring was rescheduled from 26 Feb 2013 to 27 Feb 2013.

Report on 1-hour TSP monitoring

Action Level ($\mu\text{g}/\text{m}^3$) - 332
Limit Level ($\mu\text{g}/\text{m}^3$) - 500

Date	Sampling Time	Weather Condition	Filter paper no.	Filter Weight, g		Elapse Time, hr		Sampling Time, hr	Flow Rate, m^3/min			Total Volume, m^3	TSP Level, $\mu\text{g}/\text{m}^3$
				Initial	Final	Initial	Final		Initial, Q_{si}	Final, Q_{sf}	Average		
28-Jan-13	8:20	Fine	004571	2.7206	2.7294	17205.72	17206.72	1.00	1.29	1.19	1.24	75	118
28-Jan-13	9:30	Fine	004564	2.6963	2.7046	17206.72	17207.72	1.00	1.24	1.19	1.22	73	114
28-Jan-13	10:35	Fine	004566	2.7066	2.7130	17207.72	17208.72	1.00	1.07	1.05	1.06	64	100
2-Feb-13	8:02	Cloudy	004526	2.6732	2.6950	17232.73	17233.73	1.00	1.43	1.43	1.43	86	255
2-Feb-13	9:05	Cloudy	004514	2.6846	2.7030	17233.73	17234.73	1.00	1.43	1.43	1.43	86	215
2-Feb-13	10:15	Cloudy	004516	2.6756	2.6937	17234.73	17235.73	1.00	1.43	1.43	1.43	86	212
5-Feb-13	13:00	Fine	004544	2.6494	2.6603	17259.75	17260.75	1.00	1.31	1.31	1.31	78	139
5-Feb-13	14:00	Fine	004541	2.6487	2.6595	17260.75	17261.75	1.00	1.33	1.33	1.33	80	135
5-Feb-13	15:00	Fine	004520	2.6753	2.6836	17261.75	17262.75	1.00	1.33	1.33	1.33	80	104
9-Feb-13	8:20	Fine	004189	2.7468	2.7529	17286.75	17287.75	1.00	1.13	1.13	1.13	68	90
9-Feb-13	9:25	Fine	004188	2.7325	2.7398	17287.75	17288.75	1.00	1.32	1.32	1.32	79	92
9-Feb-13	10:36	Fine	004186	2.7459	2.7532	17288.75	17289.75	1.00	1.27	1.27	1.27	76	96
15-Feb-13	13:00	Cloudy	003435	2.8117	2.8352	17313.75	17314.75	1.00	1.26	1.26	1.26	75	311
15-Feb-13	14:04	Cloudy	004343	2.7431	2.7636	17314.75	17315.75	1.00	1.21	1.21	1.21	73	282
15-Feb-13	15:10	Cloudy	004354	2.7165	2.7408	17315.75	17316.75	1.00	1.35	1.35	1.35	81	300
21-Feb-13	13:04	Cloudy	004946	2.781	2.795	17340.76	17341.76	1.00	1.35	1.35	1.35	81	173
21-Feb-13	14:10	Cloudy	004955	2.7722	2.7846	17341.76	17342.76	1.00	1.35	1.35	1.35	81	153
21-Feb-13	15:15	Cloudy	004949	2.7798	2.7934	17342.76	17343.76	1.00	1.35	1.35	1.35	81	168
27-Feb-13	8:31	Cloudy	004459	2.6977	2.7184	17349.55	17350.55	1.00	1.23	1.23	1.23	74	280
27-Feb-13	9:35	Cloudy	004461	2.6922	2.7135	17350.55	17351.55	1.00	1.28	1.28	1.28	77	278
27-Feb-13	10:43	Cloudy	004457	2.6996	2.7167	17351.55	17352.55	1.00	1.26	1.25	1.26	75	227



Location: MA1e - International Finance Centre (Eastern Wing)

Report on 24-hour TSP monitoring
 Action Level ($\mu\text{g}/\text{m}^3$) - 173.4
 Limit Level ($\mu\text{g}/\text{m}^3$) - 260

Date	Sampling Time	Weather Condition	Filter paper no.	Filter Weight, g		Elapse Time, hr		Sampling Time, hr	Flow Rate, m^3/min			Total Volume, m^3	TSP Level, $\mu\text{g}/\text{m}^3$
				Initial	Final	Initial	Final		Initial, Q_{si}	Final, Q_{sf}	Average		
26-Jan-13	8:00	Cloudy	004606	2.6868	2.9025	9855.34	9879.34	24.00	1.32	1.26	1.29	1901	113
1-Feb-13	8:00	Cloudy	004589	2.6911	2.9799	9882.34	9906.34	24.00	1.28	1.28	1.28	1843	157
4-Feb-13	8:00	Cloudy	004599	2.6788	2.9909	9909.34	9933.34	24.00	1.28	1.28	1.28	1843	169
8-Feb-13	8:00	Cloudy	004379	2.7004	2.7624	9936.34	9960.34	24.00	1.32	1.32	1.32	1902	33
14-Feb-13	8:00	Fine	004330	2.7240	2.8218	9963.34	9987.35	24.01	1.31	1.31	1.31	1892	52
20-Feb-13	8:00	Cloudy	004522	2.6710	2.8963	9990.35	10014.35	24.00	1.29	1.29	1.29	1864	121
26-Feb-13	8:00	Cloudy	004384	2.6920	2.9914	10017.35	10041.35	24.00	1.29	1.31	1.30	1871	160

Report on 1-hour TSP monitoring
 Action Level ($\mu\text{g}/\text{m}^3$) - 325.1
 Limit Level ($\mu\text{g}/\text{m}^3$) - 500

Date	Sampling Time	Weather Condition	Filter paper no.	Filter Weight, g		Elapse Time, hr		Sampling Time, hr	Flow Rate, m^3/min			Total Volume, m^3	TSP Level, $\mu\text{g}/\text{m}^3$
				Initial	Final	Initial	Final		Initial, Q_{si}	Final, Q_{sf}	Average		
28-Jan-13	8:20	Fine	004605	2.7304	2.7442	9879.34	9880.34	1.00	1.35	1.33	1.34	80	172
28-Jan-13	9:23	Fine	004603	2.7089	2.7236	9880.34	9881.34	1.00	1.35	1.31	1.33	80	185
28-Jan-13	10:25	Fine	004587	2.7064	2.7203	9881.34	9882.34	1.00	1.33	1.31	1.32	79	176
2-Feb-13	8:05	Cloudy	004372	2.6792	2.6916	9879.34	9880.34	1.00	1.28	1.28	1.28	77	162
2-Feb-13	9:08	Cloudy	004374	2.6900	2.7037	9880.34	9881.34	1.00	1.28	1.28	1.28	77	179
2-Feb-13	10:10	Cloudy	004600	2.6939	2.7085	9881.34	9882.34	1.00	1.28	1.28	1.28	77	191
5-Feb-13	8:35	Fine	004376	2.6736	2.6866	9933.34	9934.34	1.00	1.28	1.28	1.28	77	170
5-Feb-13	9:38	Fine	004377	2.7014	2.7129	9934.34	9935.34	1.00	1.28	1.28	1.28	77	150
5-Feb-13	10:40	Fine	004597	2.6980	2.7098	9935.34	9936.34	1.00	1.28	1.28	1.28	77	154
9-Feb-13	8:20	Fine	004595	2.6731	2.6777	9960.34	9961.34	1.00	1.32	1.32	1.32	79	58
9-Feb-13	9:23	Fine	004382	2.6839	2.6897	9961.34	9962.34	1.00	1.32	1.32	1.32	79	73
9-Feb-13	10:25	Fine	004593	2.6781	2.6840	9962.34	9963.34	1.00	1.32	1.32	1.32	79	74
15-Feb-13	8:03	Cloudy	004540	2.6654	2.6764	9987.35	9988.35	1.00	1.31	1.31	1.31	79	140
15-Feb-13	9:05	Cloudy	004421	2.7261	2.7331	9988.35	9989.35	1.00	1.11	1.11	1.11	67	105
15-Feb-13	10:10	Cloudy	004524	2.6496	2.6583	9989.35	9990.35	1.00	1.31	1.31	1.31	79	111
21-Feb-13	8:25	Cloudy	004462	2.7077	2.7197	10014.35	10015.35	1.00	1.29	1.29	1.29	78	155
21-Feb-13	9:28	Cloudy	004388	2.6950	2.7061	10015.35	10016.35	1.00	1.29	1.29	1.29	78	143
21-Feb-13	10:30	Cloudy	004524	2.7103	2.7234	10016.35	10017.35	1.00	1.29	1.29	1.29	78	169
27-Feb-13	8:05	Cloudy	004466	2.7206	2.7364	10041.35	10042.35	1.00	1.29	1.29	1.29	77	204
27-Feb-13	9:07	Cloudy	004321	2.7175	2.7267	10042.35	10043.35	1.00	1.29	1.29	1.29	77	119
27-Feb-13	10:10	Cloudy	004323	2.7260	2.7397	10043.35	10044.35	1.00	1.29	1.29	1.29	77	177



Location: MA1w - International Finance Centre (Western Wing)

Report on 24-hour TSP monitoring

Action Level ($\mu\text{g}/\text{m}^3$) - 173.4
 Limit Level ($\mu\text{g}/\text{m}^3$) - 260

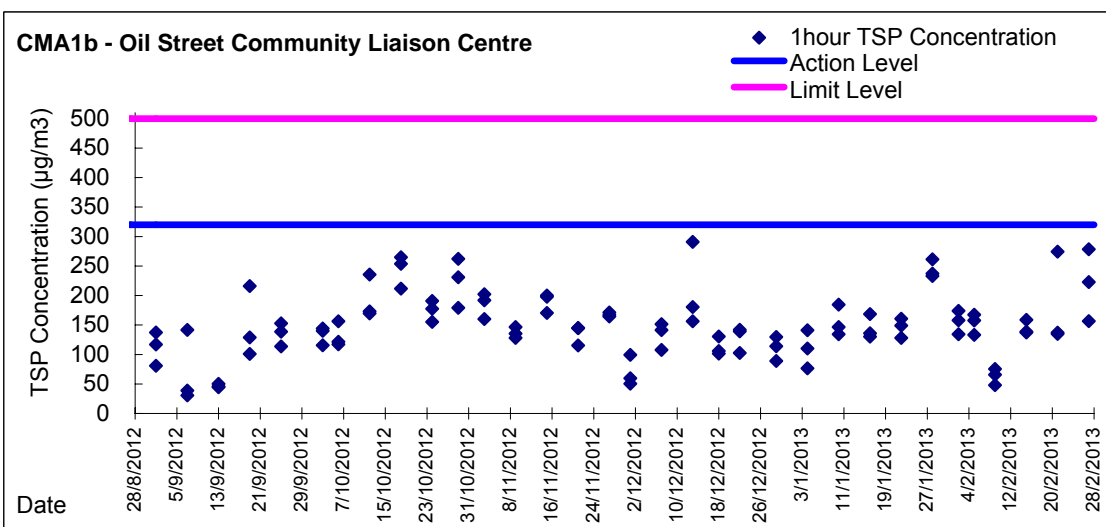
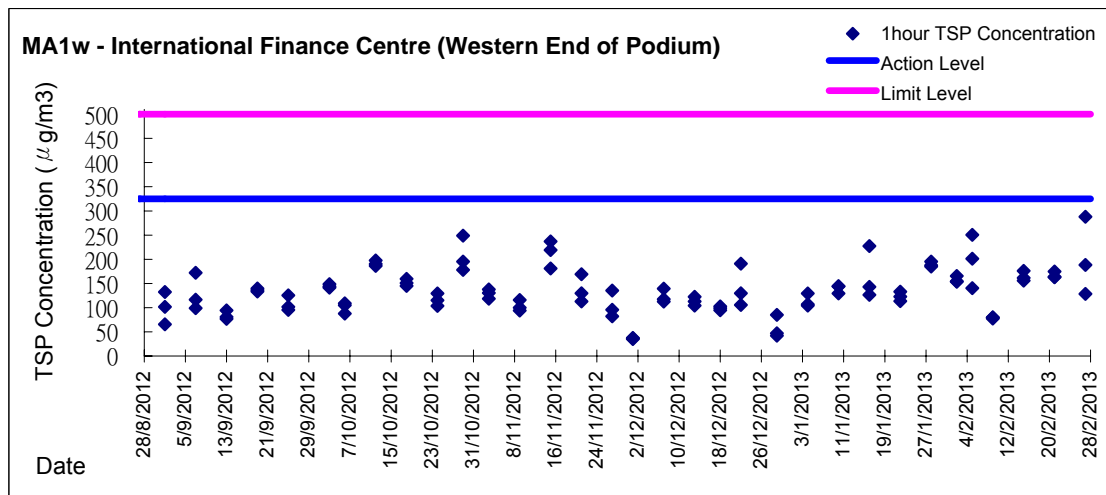
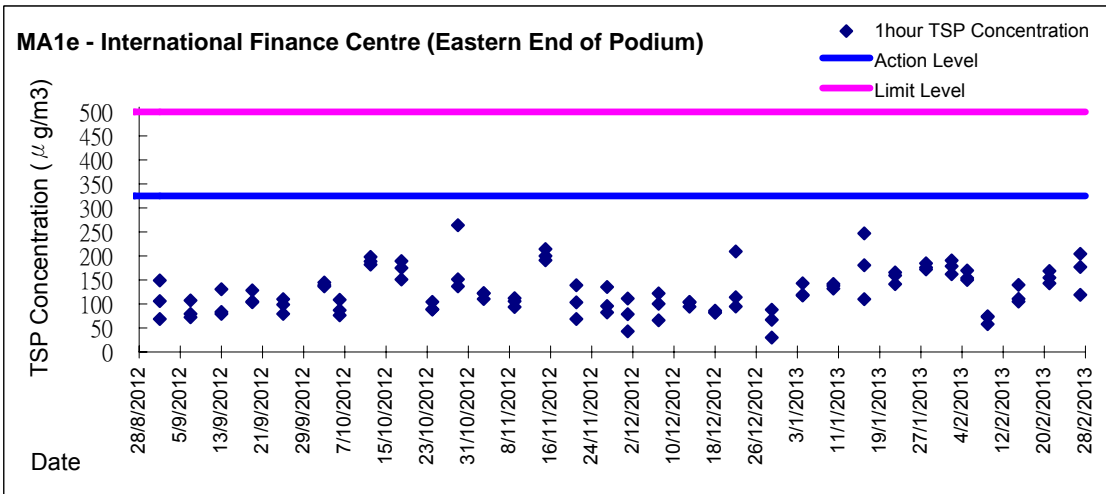
Date	Sampling Time	Weather Condition	Filter paper no.	Filter Weight, g		Elapse Time, hr		Sampling Time, hr	Flow Rate, m^3/min			Total Volume, m^3	TSP Level, $\mu\text{g}/\text{m}^3$
				Initial	Final	Initial	Final		Initial, Q_{si}	Final, Q_{sf}	Average		
26-Jan-13	8:00	Cloudy	004607	2.6913	2.9611	12973.58	12997.58	24.00	1.41	1.40	1.41	2016	134
1-Feb-13	8:00	Cloudy	004590	2.6957	2.9930	13000.58	13024.58	24.00	1.39	1.39	1.39	2002	149
4-Feb-13	8:00	Cloudy	004375	2.7053	3.0333	13027.58	13051.58	24.00	1.39	1.39	1.39	2002	164
8-Feb-13	8:00	Cloudy	004380	2.6992	2.7774	13054.58	13078.58	24.00	1.40	1.40	1.40	2016	39
14-Feb-13	8:00	Fine	004591	2.6728	2.7982	13081.58	13105.58	24.00	1.39	1.39	1.39	2006	63
20-Feb-13	8:00	Cloudy	004523	2.6513	2.9188	13108.59	13132.59	24.00	1.39	1.39	1.39	2007	133
26-Feb-13	8:00	Cloudy	004383	2.6957	3.0215	13135.59	13159.59	24.00	1.39	1.39	1.39	2000	163

Report on 1-hour TSP monitoring

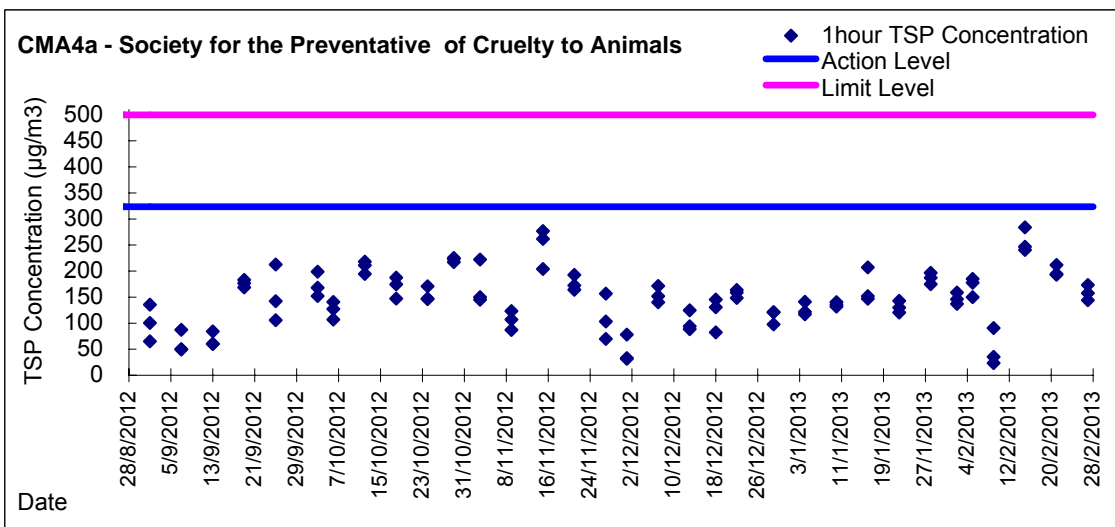
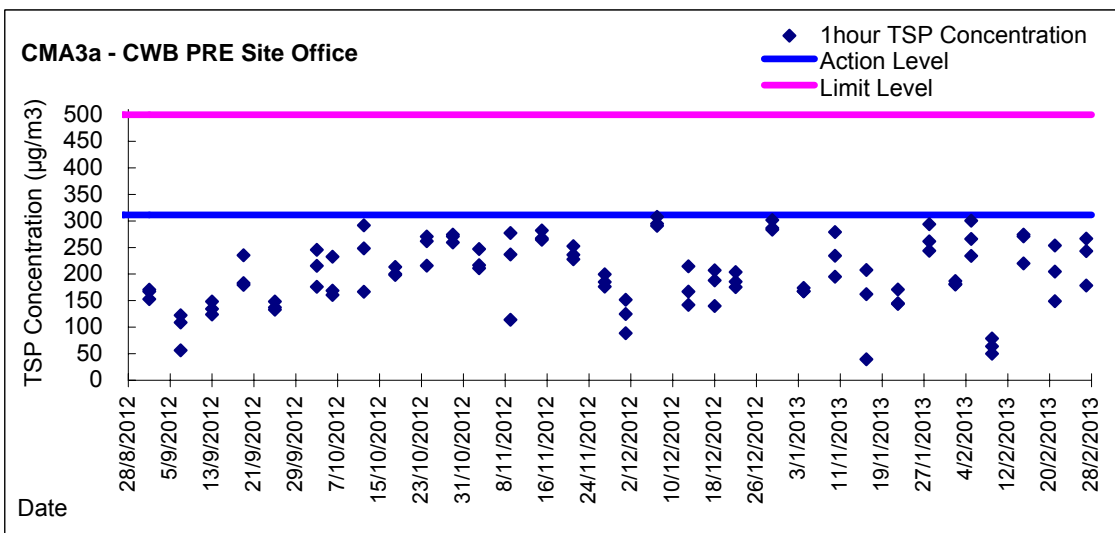
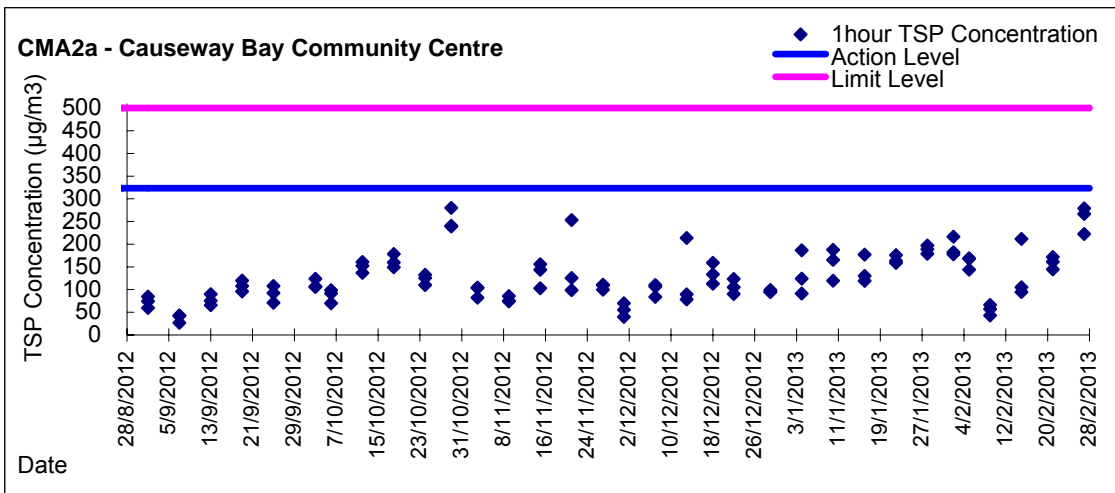
Action Level ($\mu\text{g}/\text{m}^3$) - 325.1
 Limit Level ($\mu\text{g}/\text{m}^3$) - 500

Date	Sampling Time	Weather Condition	Filter paper no.	Filter Weight, g		Elapse Time, hr		Sampling Time, hr	Flow Rate, m^3/min			Total Volume, m^3	TSP Level, $\mu\text{g}/\text{m}^3$
				Initial	Final	Initial	Final		Initial, Q_{si}	Final, Q_{sf}	Average		
28-Jan-13	8:25	Fine	004604	2.7044	2.7199	12997.58	12998.58	1.00	1.40	1.40	1.40	84	185
28-Jan-13	9:28	Fine	004586	2.7024	2.7186	12998.58	12999.58	1.00	1.44	1.44	1.44	86	188
28-Jan-13	10:30	Fine	004588	2.6908	2.7073	12999.58	13000.58	1.00	1.42	1.40	1.41	84	195
2-Feb-13	8:15	Cloudy	004373	2.6915	2.7053	13024.58	13025.58	1.00	1.39	1.39	1.39	83	165
2-Feb-13	9:18	Cloudy	004602	2.7049	2.7178	13025.58	13026.58	1.00	1.39	1.39	1.39	83	155
2-Feb-13	10:20	Cloudy	004601	2.7043	2.7171	13026.58	13027.58	1.00	1.39	1.39	1.39	83	153
5-Feb-13	8:42	Fine	004598	2.6749	2.6958	13051.58	13052.58	1.00	1.39	1.39	1.39	83	251
5-Feb-13	9:45	Fine	004378	2.7107	2.7275	13052.58	13053.58	1.00	1.39	1.39	1.39	83	201
5-Feb-13	10:48	Fine	004596	2.6832	2.6949	13053.58	13054.58	1.00	1.39	1.39	1.39	83	140
9-Feb-13	8:30	Fine	004381	2.7204	2.7269	13078.58	13079.58	1.00	1.40	1.40	1.40	84	77
9-Feb-13	9:33	Fine	004594	2.6661	2.6728	13079.58	13080.58	1.00	1.40	1.40	1.40	84	80
9-Feb-13	10:35	Fine	004592	2.6665	2.6732	13080.58	13081.58	1.00	1.40	1.40	1.40	84	80
15-Feb-13	8:10	Cloudy	004357	2.7258	2.7405	13105.59	13106.59	1.00	1.39	1.39	1.39	83	176
15-Feb-13	9:12	Cloudy	004422	2.7148	2.7281	13106.59	13107.59	1.00	1.37	1.37	1.37	82	162
15-Feb-13	10:20	Cloudy	004525	2.6710	2.6840	13107.59	13108.59	1.00	1.39	1.39	1.39	83	156
21-Feb-13	8:33	Cloudy	004389	2.6977	2.7123	13132.59	13133.59	1.00	1.39	1.39	1.39	84	175
21-Feb-13	9:35	Cloudy	004387	2.6979	2.7115	13133.59	13134.59	1.00	1.39	1.39	1.39	84	163
21-Feb-13	10:38	Cloudy	004385	2.6983	2.7120	13134.59	13135.59	1.00	1.39	1.39	1.39	84	164
27-Feb-13	8:10	Cloudy	004467	2.7054	2.7294	13159.59	13160.59	1.00	1.39	1.39	1.39	83	288
27-Feb-13	9:13	Cloudy	004322	2.7022	2.7129	13160.59	13161.59	1.00	1.39	1.39	1.39	83	128
27-Feb-13	10:18	Cloudy	004468	2.6930	2.7087	13161.59	13162.59	1.00	1.39	1.39	1.39	83	188

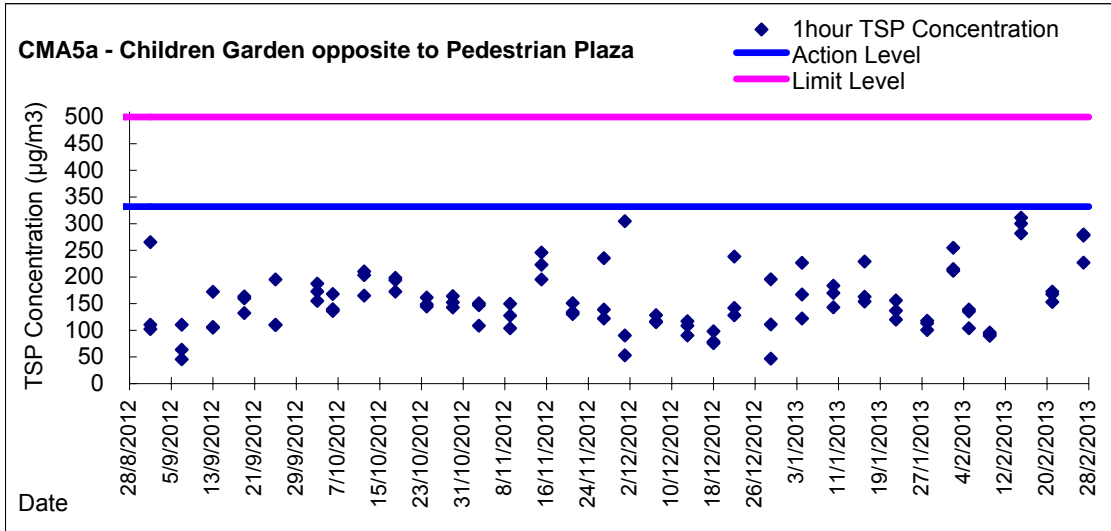
Graphic Presentation of 1 hour TSP Result



Graphic Presentation of 1 hour TSP Result

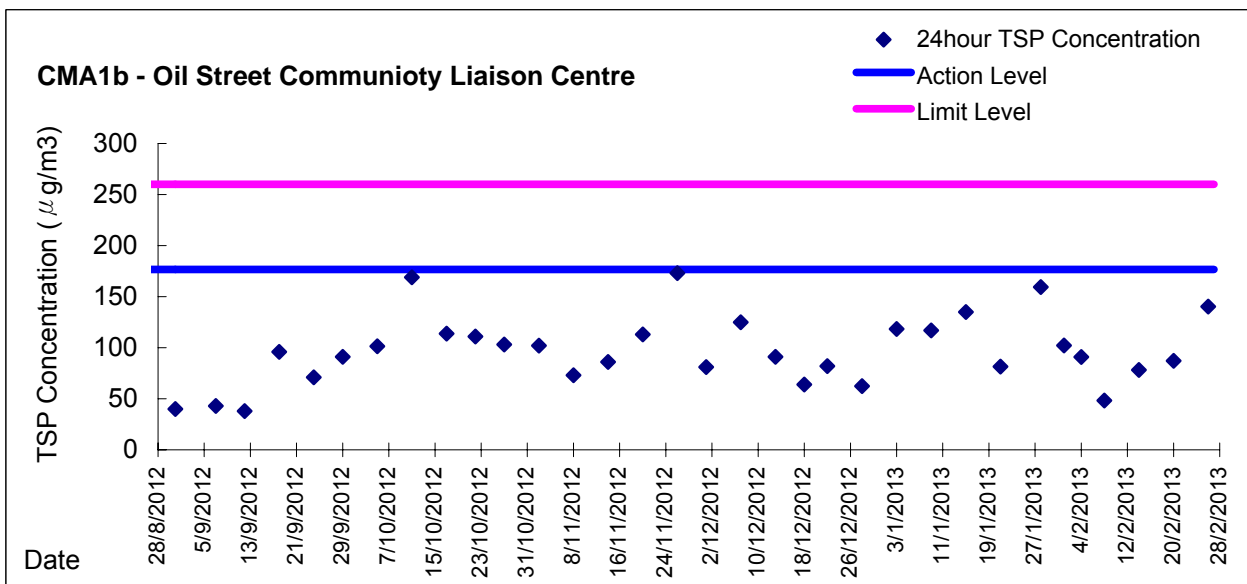
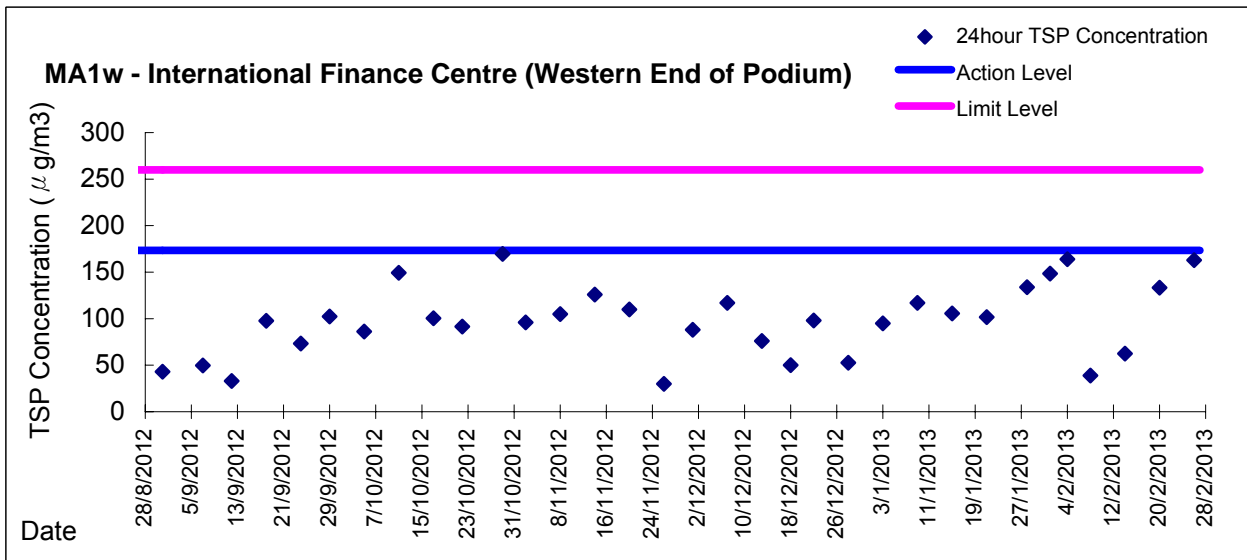
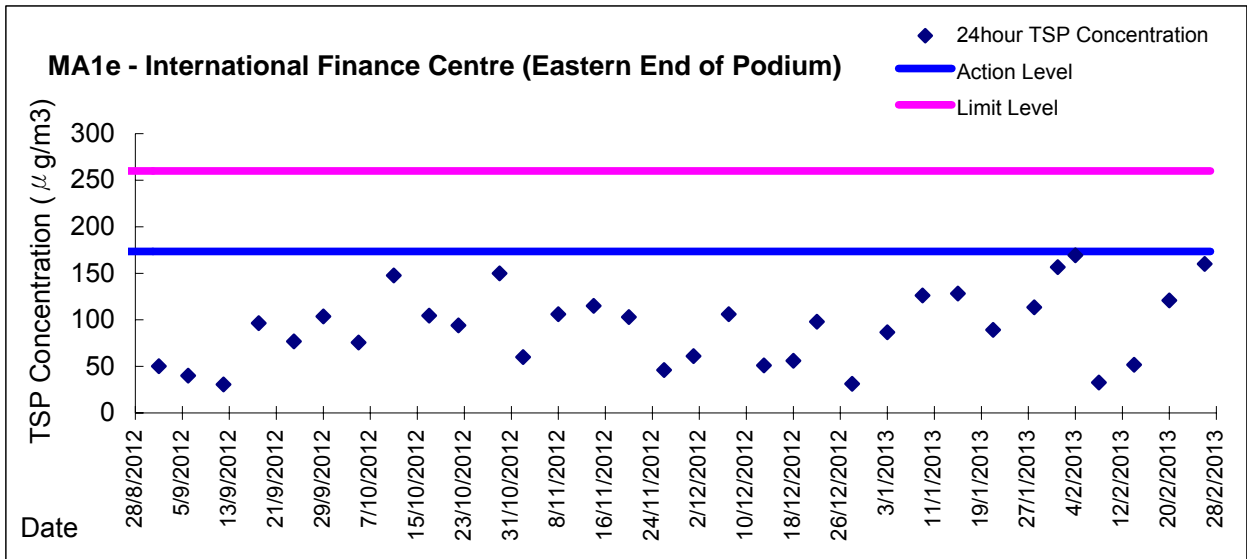


Graphic Presentation of 1 hour TSP Result

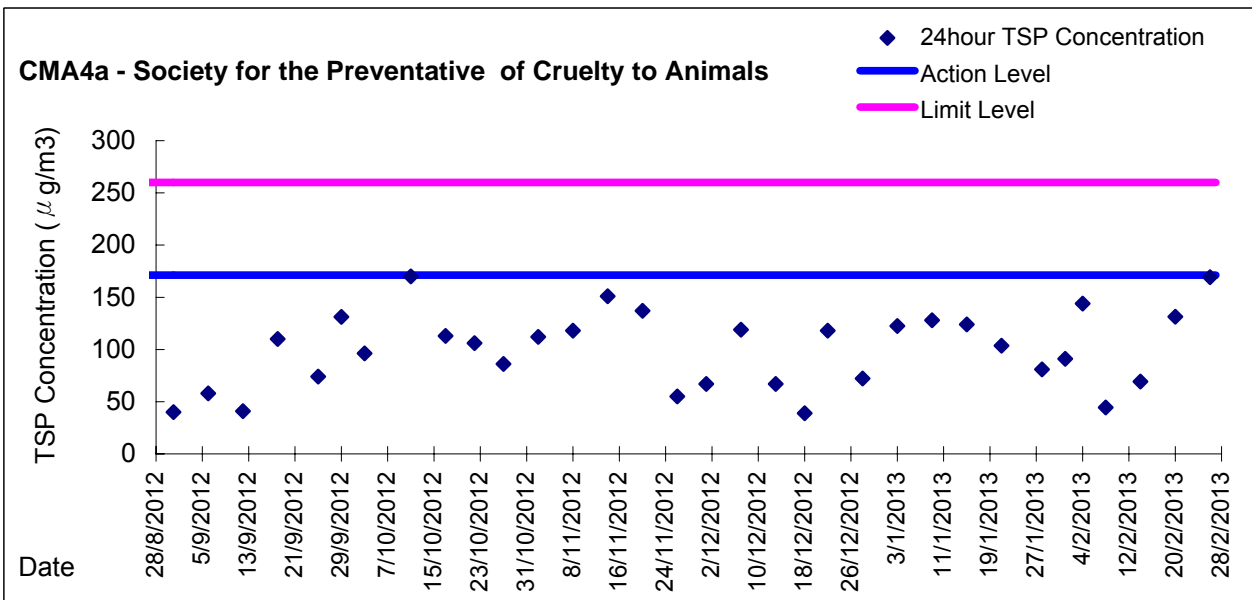
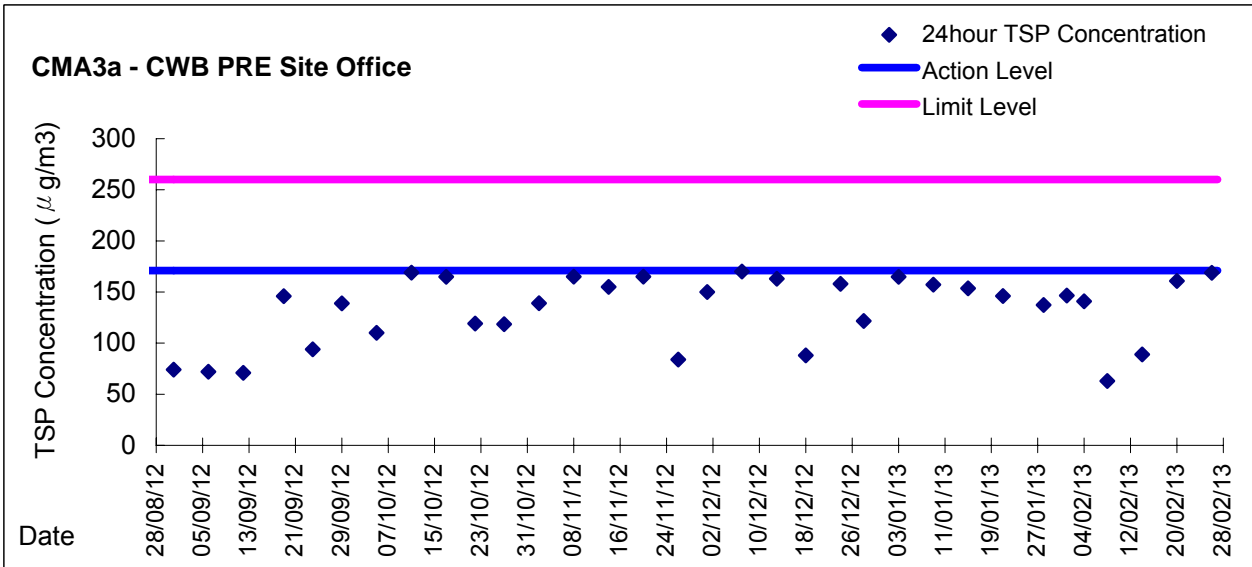
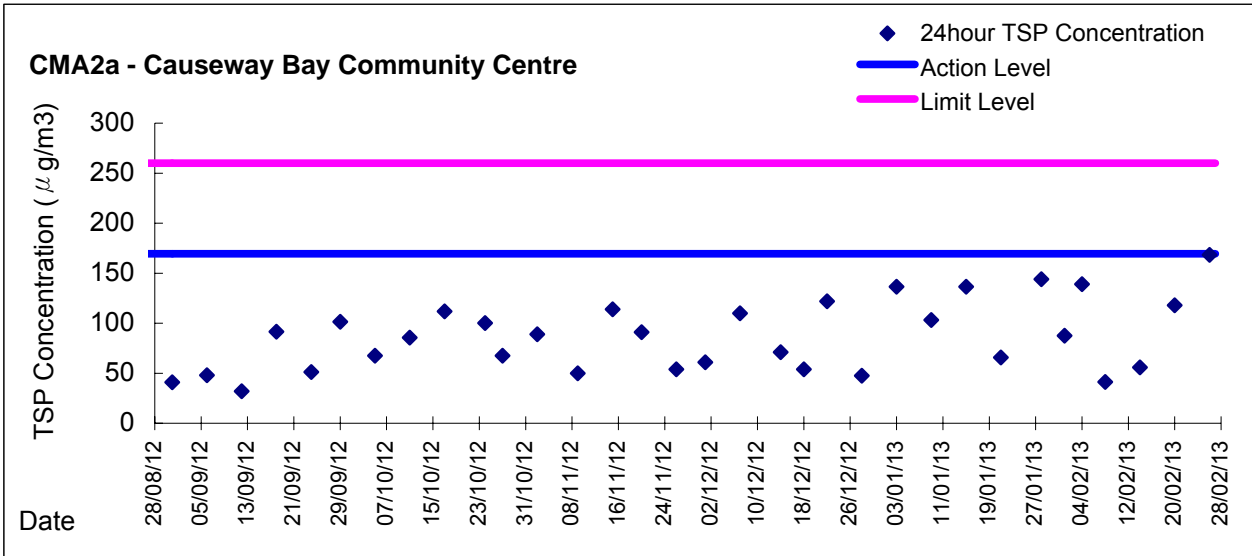




Graphic Presentation of 24 hour TSP Result



Graphic Presentation of 24 hour TSP Result



Graphic Presentation of 24 hour TSP Result

